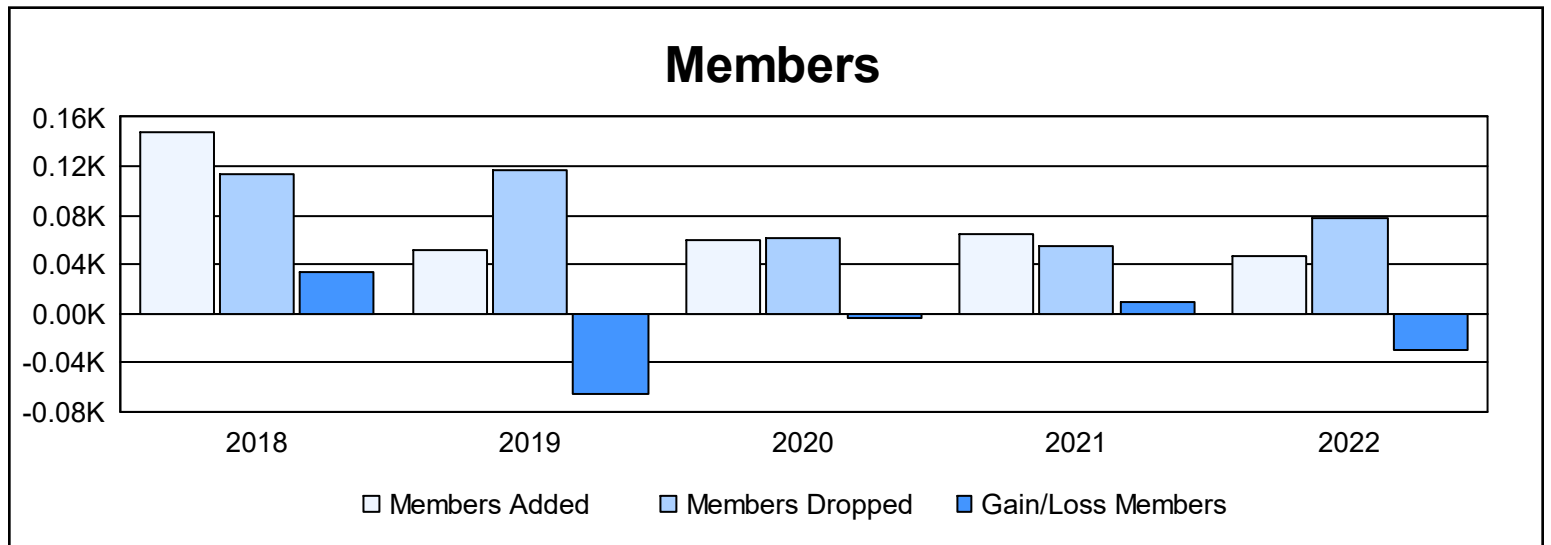
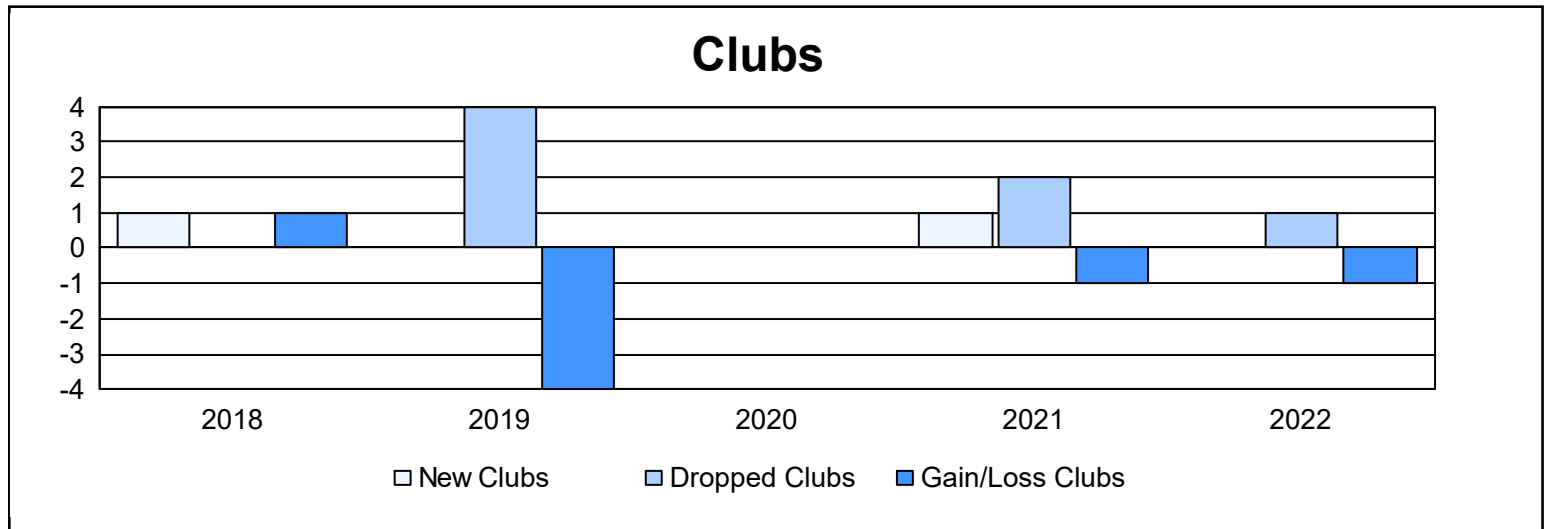
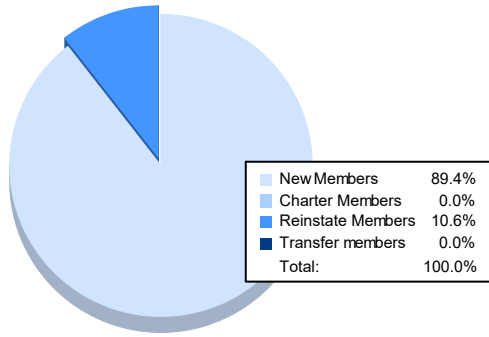


Year	New Clubs	Dropped Clubs	Gain/ Loss Clubs	New Members	Charter Members	Reinstate Members	Transfer Members	Total Member Added	Total Members Dropped	Gain/ Loss Members
2017-2018	1	0	1	106	31	2	8	147	113	34
2018-2019	0	4	-4	46	0	1	4	51	116	-65
2019-2020	0	0	0	43	1	9	6	59	62	-3
2020-2021	1	2	-1	40	20	4	0	64	55	9
2021-2022	0	1	-1	42	0	5	0	47	77	-30
<b>Average</b>	<b>0</b>	<b>1</b>	<b>-1</b>	<b>55</b>	<b>10</b>	<b>4</b>	<b>4</b>	<b>74</b>	<b>85</b>	<b>-11</b>



### Membership Composition June 2022 Cumulative



### Gender Composition June 2022 Cumulative

